

Handbook for the Implementation of HPV Test of Cure for Colposcopy
Care in Alberta
September 15, 2022

DRAFT

Table of Contents

1. Introduction	3
2. HPV Test of Cure Clinical Protocol	3
3. Instructions on HPV ToC Ordering and Submission	5
3.1. Paper Requisition: Ordering and Submission	5
3.2. Beaker: Ordering and Submission.....	6
3.3. HPV Toc Order not Processed: Next Steps	8
4. Patient Education Resource	9
4.1. Patient Resource: Online	9
4.2. Patient Resource: Ordering process	9
5. Monitoring and Reporting	9
5.1. Results in Colposcopy Form	9
5.2. Results in Beaker.....	11
5.3. Results in Sunrise Clinical Manager (SCM).....	12
6. Communication with Primary Healthcare Providers	13
7. Frequently Asked Questions (FAQs)	16
8. For more information	16
9. Appendix	16

1. Introduction

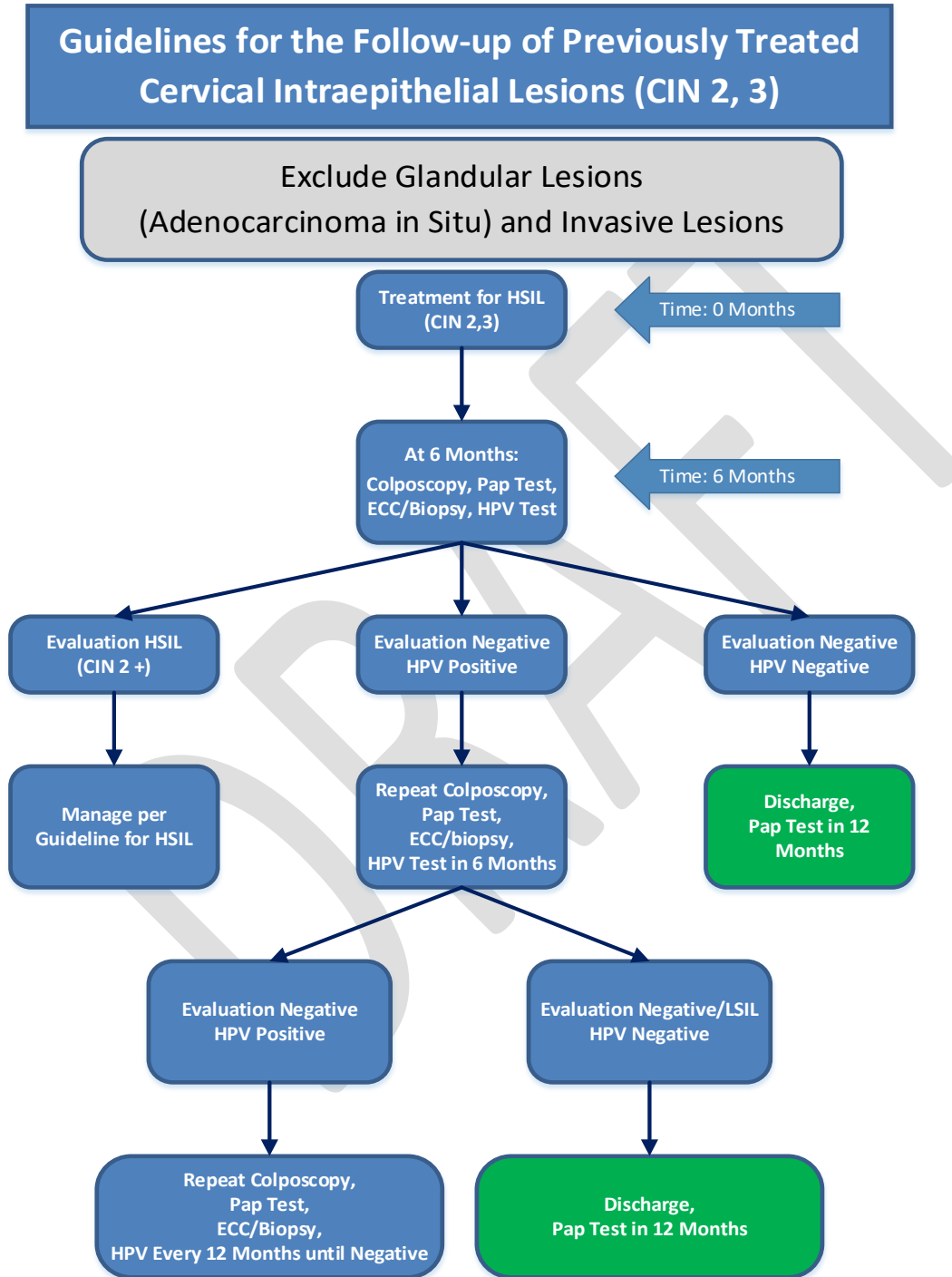
The Human Papillomavirus (HPV) Test of Cure (ToC) intends to optimize colposcopy care pathways post high grade (CIN 2/3) treatment, excluding glandular lesions and invasive lesions. Beginning **September 15, 2022**, colposcopists will be able to use HPV testing as a risk stratification tool, to distinguish between patients who require further colposcopy care from those who would benefit from expedited discharge post high grade (CIN 2/3) treatment. An economic evaluation in Alberta, Dr. Kopciuk et al., showed that HPV testing post high grade (CIN 2/3) treatment (HPV Test of Cure) is a cost-effective strategy.

Benefits, such as more effective and efficient colposcopy services will result in improved patient experience, improved capacity, and cost savings. Around 3,000 patients will be impacted annually, with most discharged from colposcopy care (due to negative HPV test and negative evaluation), and returned to primary care for annual cervical cancer screening.

2. HPV Test of Cure Clinical Protocol

1. Following high grade treatment, colposcopists will use HPV Test of Cure to determine if the patient can be discharged. See Figure 1: HPV Test of Cure Protocol.
2. An HPV test, in conjunction with a colposcopic assessment (evaluation) will be conducted at 6 and/or 12 months post high grade treatment.
3. Patients who receive a negative HPV result in conjunction with a negative colposcopy assessment (evaluation) will be discharged from colposcopy care to primary care for regular cervical cancer screening. Their referring or primary care provider should be notified of this via a letter.
4. If the patient's result is HPV positive (even with negative evaluation), they will remain in colposcopy care until a subsequent Test of Cure indicates they are HPV negative. The next Test of Cure will be conducted in 6 months.
5. Patients with a positive colposcopy assessment (evaluation) will be retreated as per the guidelines for their evaluation.
6. HPV Test of Cure can only be ordered by colposcopists.

Figure 1: HPV Test of Cure Protocol



3. Instructions on HPV ToC Ordering and Submission

3.1. Paper Requisition: Ordering and Submission

1. For clinics not operating in Connect Care, your clinic will receive a stamp from the labs in the mail. Stamp should look like this:

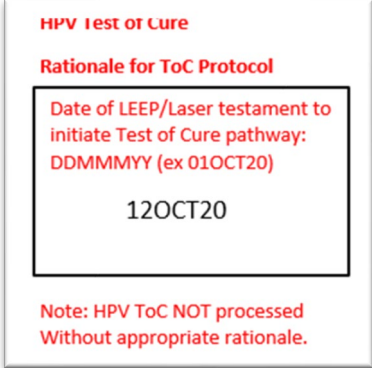
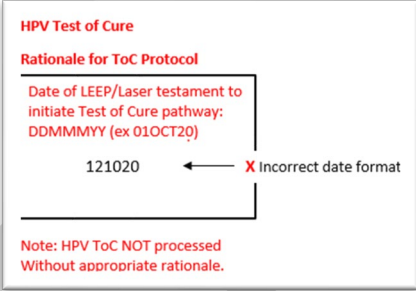
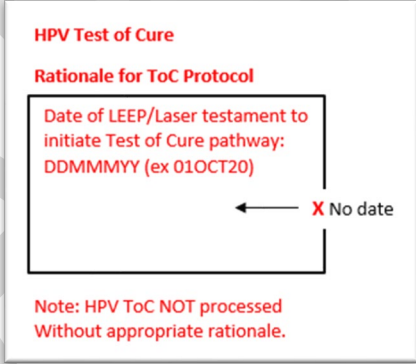
PAPER REQ IMAGE:

<p>HPV Test of Cure</p> <p>Rationale for ToC Protocol</p> <p>Date of LEEP/Laser treatment to initiate Test of Cure pathway: DDMMYY (ex 01OCT20)</p> <div style="border: 1px solid black; width: 100px; height: 20px; margin: 0 auto;"></div>
<p>Note: HPV ToC NOT processed Without appropriate rationale.</p>

*See contact list (Appendix 1) if you need help obtaining a stamp.

2. Stamp lab requisition ONLY IF you are ordering an HPV ToC per the above algorithm. Please **do NOT** stamp lab requisitions otherwise.
3. After stamping the requisition, please make sure you fill out the information requested on the stamp. See instructions below:
 - a. Write the date of the LEEP/Laser treatment in the 'Rationale for Protocol' box in the format indicated, DDMMYY. If this date field is NOT completed, the HPV ToC order will not be processed by lab. See table 1 below.
 - b. If HPV ToC order was not processed, see section 3.3 for next steps

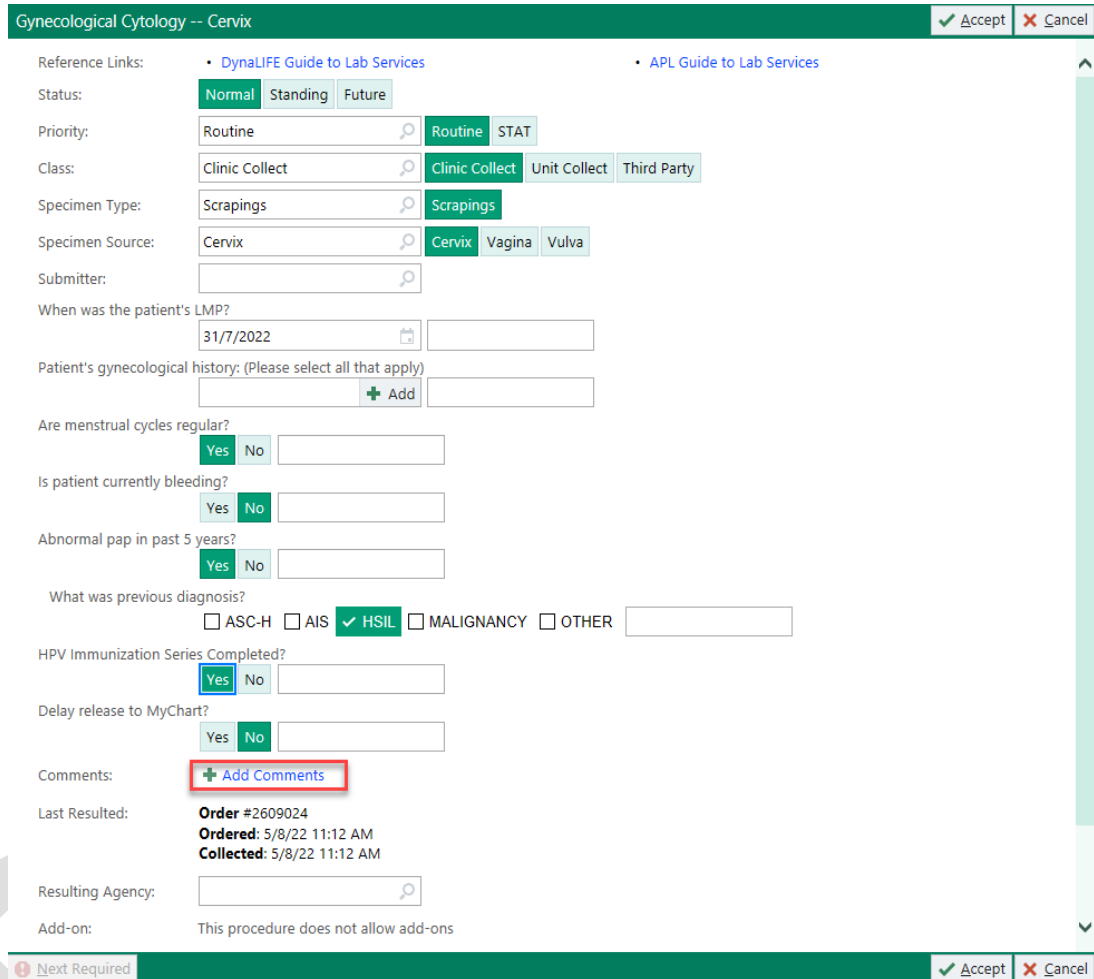
Table 1: Example of how-to complete the stamp to request HPV ToC

Processed	NOT Processed
	<p>1. Incorrect date format</p>  <p>2. No date</p> 

3.2. Beaker Connect Care: Ordering and Submission

1. Order Gynecological Cytology (Pap smear) as per usual practice.
2. In the order composer, click on the hyperlink to open the comment box as shown in figure 2 below.

Figure 2: Connect care - Order composer



Gynecological Cytology -- Cervix Accept Cancel

Reference Links: [DynaLIFE Guide to Lab Services](#) [APL Guide to Lab Services](#)

Status: **Normal** Standing Future

Priority: Routine **Routine** STAT

Class: Clinic Collect **Clinic Collect** Unit Collect Third Party

Specimen Type: Scrapings **Scrapings**

Specimen Source: Cervix **Cervix** Vagina Vulva

Submitter:

When was the patient's LMP? 31/7/2022

Patient's gynecological history: (Please select all that apply) **+ Add**

Are menstrual cycles regular? **Yes** No

Is patient currently bleeding? **Yes** No

Abnormal pap in past 5 years? **Yes** No

What was previous diagnosis?
 ASC-H AIS **HSIL** MALIGNANCY OTHER

HPV Immunization Series Completed? **Yes** No

Delay release to MyChart? **Yes** No

Comments: **+ Add Comments**

Last Resulted: **Order #2609024**
Ordered: 5/8/22 11:12 AM
Collected: 5/8/22 11:12 AM

Resulting Agency:

Add-on: This procedure does not allow add-ons

Next Required Accept Cancel

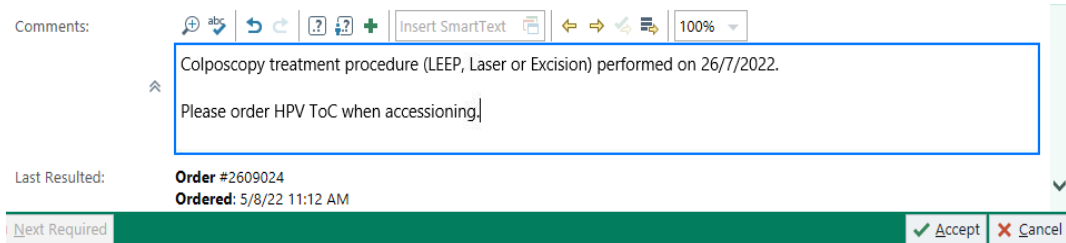
- Type **“.HPV”** and choose HPVTOC (shown in Figure 3) from the list of available SmartPhrases:

Figure3: HPVTOC SmartPhrase in Connect care SmartPhrases options

Name	Description
HPVTOC	Phrase to be used when ordering Gyn Cytology after colposcopy pat...
HPVINDETERMINATE	HPV Insufficient/Indeterminate (High Risk Panel by Transcription ...
HPVNEG	HPV Negative (High Risk Panel by Transcription Mediated Amplifica...
HPVPOS	HPV Positive (High Risk Panel by Transcription Mediated Amplifica...

- The HPVTOC SmartPhrase will show the date of the last treatment procedure, if it was documented within Connect Care, along with a request to add HPV ToC during accession (as shown in figure 4).

Figure 4: HPV ToC ordering in Connect Care



Comments: abv ↶ ↷ ? + Insert SmartText ↶ ↷ ↵ ↶ ↷ 100%

Colposcopy treatment procedure (LEEP, Laser or Excision) performed on 26/7/2022.

Please order HPV ToC when accessioning

Last Resulted: **Order #2609024**
Ordered: 5/8/22 11:12 AM

Next Required ✓ Accept ✗ Cancel

- If the procedure was not documented in CC or does not show up when you type in the smartphrase, type in the treatment type and the date that it was performed (this is needed for the lab to process the HPV request; if this is not entered, the lab will not process this HPV ToC order).
- Click Accept and sign the order.

3.3 HPV ToC Order Not Processed: Next steps

HPV ToC will not be ordered if the date of LEEP/Laser were not included in the requisition.

Next Steps:

- If your Lab service is APL:
 - Still within retention date (30 days from date of accessioning), ordering providers can call the cytology department phone number to resolve missing treatment date error.
 - Results are available in in-basket once lab signs out. For rejected HPV ToC, “flagged important”.
 - After the retention date: the provider has to recollect the sample. To avoid this ensure complete requisition orders.

2. If DynaLife is your Lab service: ordering providers (Colposcopists) call lab directly. Add contacts.
 - Results are available in in-basket once lab signs out. For rejected HPV ToC, a “flagged important”.
 - After the retention date: the provider has to recollect the sample. To avoid this ensure complete requisition orders.

4. Patient Education Resource

4.1. Patient Resource: Online

Patient education resource on HPV ToC is available (as downloadable PDF) on screening for life website [here](#).

4.2. Patient Resource: Ordering process

Add once available

5. Monitoring and Reporting

The HPV ToC project is part of the reporting for the AHS’ Sustainability Project Office and Improving Health Outcomes Together (iHOT). As such, the ACCSP will be collecting data at various points throughout the project, such as order and results. Hence, accurate data input is very important. The following are instructions to help with data collection:

5.1. Results on PAPER Colposcopy Form

If you are using the paper colposcopy form to submit data to the ACCSP, please make sure you are using the most current version of the colposcopy form (**current version as of July 19, 2022, should have “21162(2022-03)” printed on lower left corner**). If you do not have this form, please contact the ACCSP. Please enter in the HPV ToC results in the ‘Final Diagnosis’ section.

Figure 5: HPV ToC Results Data Field added to the Final Diagnosis

Colposcopic Examination

Site Examined Cervix Vagina Vulva
 Transformation Zone Type I Type II Type III
 Endometrial Biopsy Yes No _____ Result

Colposcopist Prac ID Performing Exam Facility or

Impression	Cytology Done <input type="checkbox"/> Not Done <input type="checkbox"/>	Biopsy Done <input type="checkbox"/> Not Done <input type="checkbox"/>	ECC Done <input type="checkbox"/> Not Done <input type="checkbox"/>	Final Diagnosis
Check One	Check One	Check One	Check One	Check One
<input type="checkbox"/> Negative	<input type="checkbox"/> Unsatisfactory	<input type="checkbox"/> Unsatisfactory	<input type="checkbox"/> Unsatisfactory	<input type="checkbox"/> HPV (ToC) <input type="checkbox"/> Negative <input type="checkbox"/> Positive
<input type="checkbox"/> Benign Atypia	<input type="checkbox"/> NILM	<input type="checkbox"/> Negative	<input type="checkbox"/> Negative	<input type="checkbox"/> Negative
<input type="checkbox"/> HPV features	<input type="checkbox"/> ASC-US	<input type="checkbox"/> HPV features	<input type="checkbox"/> HPV features	<input type="checkbox"/> NIL - HPV only
<input type="checkbox"/> Condyloma	<input type="checkbox"/> LSIL	<input type="checkbox"/> Condyloma	<input type="checkbox"/> LSIL	<input type="checkbox"/> Condyloma
<input type="checkbox"/> LSIL	<input type="checkbox"/> ASC-H	<input type="checkbox"/> LSIL	<input type="checkbox"/> SIL unqualified	<input type="checkbox"/> LSIL
<input type="checkbox"/> HSIL	<input type="checkbox"/> Atyp Gland C	<input type="checkbox"/> SIL unqualified	<input type="checkbox"/> HSIL	<input type="checkbox"/> SIL unqualified
<input type="checkbox"/> AIS	<input type="checkbox"/> HSIL	<input type="checkbox"/> HSIL	<input type="checkbox"/> AIS	<input type="checkbox"/> HSIL
<input type="checkbox"/> Microinvasion	<input type="checkbox"/> AIS	<input type="checkbox"/> Microinvasion	<input type="checkbox"/> Microinvasion	<input type="checkbox"/> AIS
<input type="checkbox"/> Malignant	<input type="checkbox"/> Malignant	<input type="checkbox"/> Malignant	<input type="checkbox"/> Malignant	<input type="checkbox"/> Microinvasion
<input type="checkbox"/> VIN <input type="checkbox"/> 1 <input type="checkbox"/> 2 <input type="checkbox"/> 3	<input type="checkbox"/> Malignant	<input type="checkbox"/> VIN <input type="checkbox"/> 1 <input type="checkbox"/> 2 <input type="checkbox"/> 3	<input type="checkbox"/> Malignant	<input type="checkbox"/> Malignant
<input type="checkbox"/> VAIN <input type="checkbox"/> 1 <input type="checkbox"/> 2 <input type="checkbox"/> 3		<input type="checkbox"/> VAIN <input type="checkbox"/> 1 <input type="checkbox"/> 2 <input type="checkbox"/> 3		<input type="checkbox"/> VIN <input type="checkbox"/> 1 <input type="checkbox"/> 2 <input type="checkbox"/> 3
				<input type="checkbox"/> VAIN <input type="checkbox"/> 1 <input type="checkbox"/> 2 <input type="checkbox"/> 3

5.2. Results in Connect Care Colposcopy Smart Form

If you are using Connect Care to enter in the colposcopic examination result information for the HPV ToC results, please use these fields in your encounter entry.

Figure 6: Entering HPV ToC Results in Connect Care

Colposcopy Results

Colposcopy Final Diagnosis Results

Colposcopy Final Diagnosis & Recommendations - [Help?](#)

Colposcopy Date: [Open Pathology/Cytology report on Sidebar](#)
20/4/2022

Final Diagnosis

Cervix

HPV (ToC)

Recommendation(s)

Discharge from Colposcopy - Screening Cytology	Laser	Excision Vulva
Discharge from Colposcopy - No Routine Screening	LEEP	Hysterectomy
Refer to Gyn Oncology	LEEP Conization	QA Review
Repeat Colposcopy 2-3 Months Post-partum	Cold Knife Conization	Other
Repeat Colposcopy		

Follow-up Action

Colposcopy clinic will book the follow-up appointment/procedure for this patient.

Colposcopy clinic will refer the patient to Gyn Oncology.

Book appointment for Pap test at 36 months at your office/clinic recommended. Refer to TOP Clinical Practice Guidelines.

Book appointment for Pap test at 12 months at your office/clinic recommended. Refer to TOP Clinical Practice Guidelines.

Other (comment)

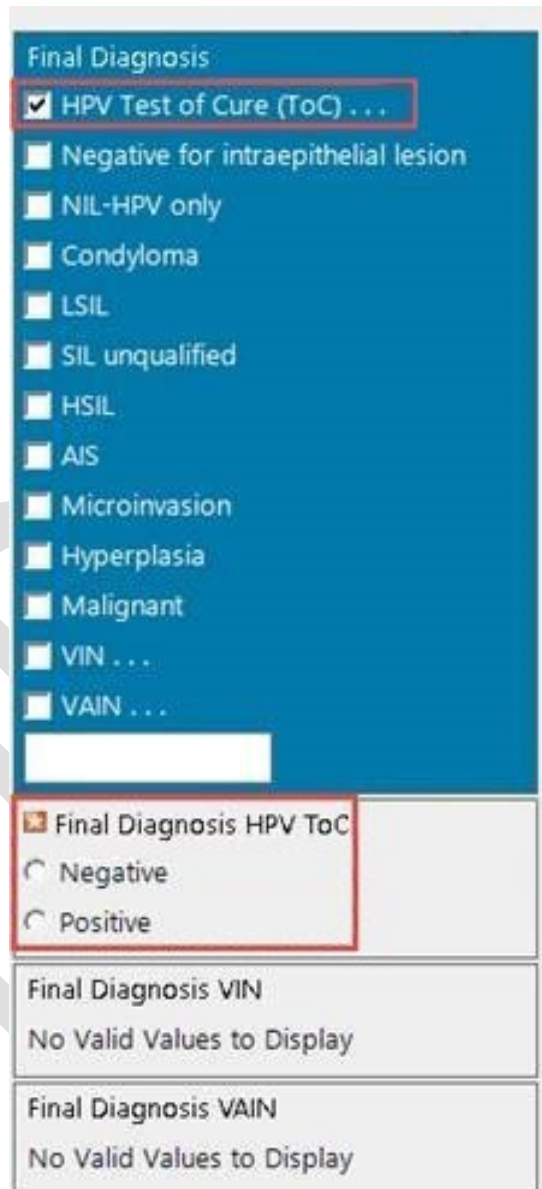
[Click to sign form](#)

Recommendations made by:

5.3. Results in Sunrise Clinical Manager (SCM)

If you are using SCM to enter in the colposcopic examination result information for the HPV ToC results, please use these fields in your data entry as shown in figure 7.

Figure 7: Entering HPV ToC Results in SCM



Final Diagnosis

- HPV Test of Cure (ToC) ...
- Negative for intraepithelial lesion
- NIL-HPV only
- Condyloma
- LSIL
- SIL unqualified
- HSIL
- AIS
- Microinvasion
- Hyperplasia
- Malignant
- VIN ...
- VAIN ...

Final Diagnosis HPV ToC

- Negative
- Positive

Final Diagnosis VIN
No Valid Values to Display

Final Diagnosis VAIN
No Valid Values to Display

6. Communication with primary care providers

6.1 Connect care

Smart phrases have been created in connect care to facilitate communication with primary healthcare providers (see figure 8 below).

Figure 8: HPV ToC Discharge letter to referring primary healthcare provider in Connect Care

Thank you for referring Sandra to colposcopy clinic.
This letter will update your records and determine further actions required, if any.
Sandra was seen at RAH Lois Hole Hospital for Women Colposcopy Clinic on 5/8/2022.

Last Filed Cervical Cancer Screening	
Final Diagnosis Cervix	Negative
Final Diagnosis HPV (Test of Cure)	Negative
Follow-up Recommendation	Discharge from Colposcopy - Screening Cytology
Follow-up Details	Book appointment for Pap test at 12 months at your office/clinic recommended. Refer to TOP Clinical Practice Guidelines.
Provider Name	Simrit Kaur Brar, MD
Provider Signed Date/Time	23/8/2022 7:19 AM

Please access Netcare to view Sandra's colposcopy history.

Sandra is being discharged from colposcopy for follow-up in primary care, her next Pap test is due 23/8/2023
Please be advised that Sandra requires continued cervical screening as per Clinical Practice Guidelines (CPGs). If any related or new abnormalities develop, we would be happy to see her again.
To learn more about HPV Test of Cure, go to healthcare providers page on www.screeningforlife
Please contact me if you have any questions regarding Sandra's care.

Sincerely,

6.2 Paper

HPV ToC Discharge Template for primary health care providers for colposcopists not on Connect Care.

Figure 9: HPV ToC Discharge Letter to referring primary health care providers

COLPOSCOPY HPV Test of Cure DISCHARGE LETTER

Thank you for referring the above patient to our clinic (clinic name).

Initial assessment was (result type) on (date).

Patient treated with LEEP/LASER on (date).

Post LEEP/LASER assessment and HPV ToC were negative.

(Patient name) is being discharged from (Colpo clinic) for follow-up in primary care. Next Pap test is due (date).

(Patient's name) requires continued cervical screening as per [Clinical Practice Guidelines \(CPGs\)](#). If any related or new abnormalities develop, we would be happy to see (patient's name) again.

To learn more about HPV Test of Cure, go to healthcare providers page on screeningforlife/healthcareproviders

Please contact me if you have any questions regarding (patient's name) care.

Sincerely,

Colposcopist's name

7. Frequently Asked Questions (FAQs)

When can I start using the HPV ToC protocol?

- Colposcopists can start order the HPV ToC on Thursday, **September 15, 2022**.

Can I order an HPV ToC for ALL my patients?

- NO. Only patients who meet the [protocol](#) (Figure 1 above) should have HPV ToC ordered.

Who can use the HPV ToC protocol?

- Only colposcopists can order HPV ToC test. If an HPV ToC is submitted by a physician who is not performing colposcopy, it will not be processed by labs.

Can I order HPV ToC for patients that have been treated for adenocarcinoma in situ?

- Only patients treated for high grade lesions as per [protocol](#) (figure 1) meet the eligibility for HPV ToC.

Would I require a special HPV swab?

- No. The test will not require a special HPV swab, you just need to order the HPV Test of Cure with the cytology.

What are the anticipated outcomes expected from the new HPV ToC process?

- Improved patient experience

- Fewer appointments required to complete the assessment, treatment and follow-up colposcopy cycle
- Risk stratification tool for colposcopists to help distinguish those women who require discharge or further care

Lab just rejected and/or not processed an HPV ToC order. Why?

- Could be due to various factors including not providing the date of LEEP/laser treatment or date is listed incorrectly.
- If you believe you followed the protocol correctly, please contact xx

What is the “catch up” window for HPV ToC in case of patients that present late for their post LEEP follow-up or for patients that are being seen for 2nd or subsequent visits post LEEP?

- Must have had LEEP/Laser as per [protocol](#)

What metrics will the ACCSP and SPO/IHOT be tracking during this project?

- How often protocol is followed for orders for HPV ToC
- Patient outcomes

How do I submit the test to the lab?

- Please see section 3.0 for specific instructions.

8. For more information

Colposcopy contacts:

Dr. Sarah Glaze: Sarah.Glaze@albertahealthservices.ca

Dr. Janelle Sabourin: Jeanelle.Sabourin@albertahealthservices.ca

Dr. Tiffany Wells: Tiffany.Wells@albertahealthservices.ca

Laboratory contacts:

Dynalife: Contact Jacqueline Carter at (780) 451-3702 ext. 3207.

Alberta Precision Labs: Contact Leah Schultz at (403) 770-3262.

ConnectCare Beaker contact:

For any HPV Test of Cure issues in ConnectCare: Colleen Gates at (403) 910-3189.

Alberta Cervical Cancer Screening Program

Contact Se-Inyenede Onobrakpor, Program Coordinator, Alberta Cervical Cancer Screening Program ACCSP@ahs.ca or (403) 910-6402.

Appendix A: Clinics on Connect Care and those that require a stamp

North Zone			
Colposcopy Clinic Name	Location	Connect Care	Require Stamp
Bonnyville Healthcare Centre	Bonnyville	Wave 7 – November 5, 2023	✓
<ul style="list-style-type: none"> Dr. Alina Kaznacheyeva 			
Cold Lake Healthcare Centre	Cold Lake	Wave 7 – November 5, 2023	✓
<ul style="list-style-type: none"> Dr. Atossa Mahdavi 			
Cross Cancer Institute (CCI)	Edmonton	Wave 5 – November 6, 2022	✓
<ul style="list-style-type: none"> Dr. Jeanelle Sabourin Dr. Amanda Romanovsky Dr. Martine Roy Dr. Christa Aubrey Dr. Sophie Pin (STCH & RAH) Dr. Derek Fraser Dr. Valerie Capstick Dr. Nan Schuurman Dr. Helen Steed 			
Ross Creek Medical Centre	Fort Saskatchewan		✓
<ul style="list-style-type: none"> Dr. Adel Abdulhafid 			
Dr. Apantaku, Olubukola	Red Deer		✓
Dr. Cassis, Irene	Red Deer		✓
Dr. Cham, Christopher	Red Deer		✓
Summit Centre	St. Albert		✓
<ul style="list-style-type: none"> Dr. Eva DeDoming 			
Dr. Lukwinski, Angelina	Red Deer		✓
Dr. Oyewole, Olusegun	Fort Saskatchewan		✓
Dr. Pink, Phillip	Red Deer		✓
Dr. Whitford, Amber	Red Deer		✓
Dr. Wiebe, Kevin	Red Deer		✓
Grande Prairie Cancer Center	Grande Prairie	✓	
<ul style="list-style-type: none"> Dr. Modupe Omole Dr. Laura Cano Dr. Drew Barreth Dr. Christa Delacruz 			
Grey Nuns Community Hospital	Edmonton	✓	
<ul style="list-style-type: none"> Dr. Thomas Corbett 			
Lloydminster Women's Clinic	Lloydminster		✓

<ul style="list-style-type: none"> • Dr. Musbah Abourhamra • Dr. Turia Elghdewi 			
Misericordia Hospital (MH)	Edmonton	✓	
<ul style="list-style-type: none"> • Dr. Amanda Kim • Dr. Ashley Fyfe-Brown (RAH & STCH) • Dr. Tiffany Wells (RAH) 			
Northern Lights Regional Health Center	Fort McMurray	Wave 7 – November 5, 2023	✓
<ul style="list-style-type: none"> • Dr. Young Phiri 			
Royal Alexandra Hospital (RAH)	Edmonton	✓	
<ul style="list-style-type: none"> • Dr. Ashley Fyfe-Brown (STCH & MH) • Dr. Dr. Dan Hodges (STCH) • Dr. Gulnaz Jiwa (STCH) • Dr. Jingwei Wang (STCH) • Dr. Sophia Pin (STCH & CCI) • Dr. Tiffany Wells (MH) 			
Strathcona Community Hospital (STCH)	Sherwood Park	✓	
<ul style="list-style-type: none"> • Dr. Ashley Fyfe-Brown (RAH & MH) • Dr. Dan Hodges (RAH) • Dr. Gulnaz Jiwa (RAH) • Dr. Jingwei Wang (RAH) • Dr. Sophia Pin (RAH & CCI) 			
Wetaskiwin Hospital	Wetaskiwin	Wave 5 – November 6, 2022	✓
<ul style="list-style-type: none"> • Dr. Mohammed Badawi 			
South Zone			
Colposcopy Clinic Name	Location	Connect Care	Require Stamp
Canmore Hospital	Canmore	✓	
<ul style="list-style-type: none"> • Dr. Lisa Teitelbaum • Dr. Christine Osborne • Dr. Katrina Krakowski 			
Chinook Regional Hospital	Lethbridge	Wave 7 – November 5, 2023	✓
<ul style="list-style-type: none"> • Dr. Sara Wozney • Dr. Jaye Malach • Dr. Yurui Gu • Dr. Tara Daley • Dr. Jennifer Galdon 			
Wild Rose Medical Clinic	High River		✓
<ul style="list-style-type: none"> • Dr. Karen Bailey • Dr. Harry Mueller 			
Dr. Cenaiko, David	Calgary		✓
Dr. Murphy, Magnus	Calgary		✓
Medicine Hat Regional Hospital	Medicine Hat	Wave 7 – November 5, 2023	✓
<ul style="list-style-type: none"> • Dr. Duncan McCubbin • Dr. Kristin Hoffman 			

Women's Health Clinic	Calgary	Wave 5 – November 6, 2022	✓
• Dr. Jaelene Mannerfeldt	• Dr. Wynne Leung		
• Dr. Paul Henning	• Dr. Brian Hauck		
• Dr. Susan Baranowski	• Dr. Gail Lam		
• Dr. Charlene Lyndon	• Dr. Vivian Chang		
• Dr. Jill Nation	• Dr. Albert Rosengarten		
• Dr. Sheila Caddy	• Dr. Greeg Nelson		
• Dr. Sarah Glaze	• Dr. Pamela Chu		
• Dr. Prafull Ghatage	• Dr. Meriah Fahey		

DRAFT

APPENDIX B: COLPOSCOPY HPV Test of Cure DISCHARGE LETTER

Thank you for referring the above patient to our clinic (clinic name).

Initial assessment was (result type) on (date).

Patient treated with LEEP/LASER on (date).

Post LEEP/LASER assessment and HPV ToC were negative.

(Patient name) is being discharged from (Colpo clinic) for follow-up in primary care. Next Pap test is due (date).

(Patient's name) requires continued cervical screening as per [Clinical Practice Guidelines \(CPGs\)](#). If any related or new abnormalities develop, we would be happy to see (patient's name) again.

To learn more about HPV Test of Cure, go to healthcare providers page on [screeningforlife/healthcareproviders](#).

Please contact me if you have any questions regarding (patient's name) care.

Sincerely,

Colposcopist's name